



# WOOD FORM BRACKETS


(85% VIBRATION TRANSFER)



2P-200 Electric & VMF-2 Bracket.  
(See page 16 for technical data.)




SVRFS-4000 & CCF-2000  
Turbine Air & CCF-1  
Bracket. (See page 12-14 for  
technical data.)




BVS or VS-510 Pneumatic  
on BVF-21 bracket. (See  
page 12-14 for technical  
data.)

Wood Form  
Bracket



**US-900  
Electric on  
USF-2  
Bracket**

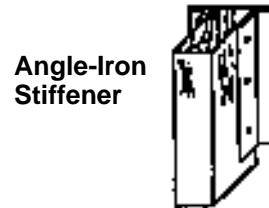
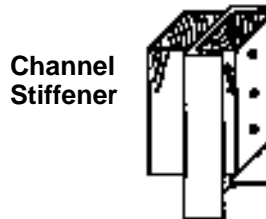
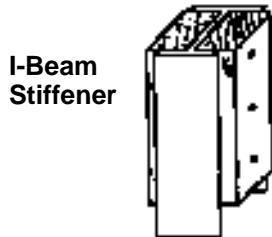


VIBCO Exclusive  
"Grip-Tight" vise

Quick action  
lock handle

Nail or Bolt Holes for  
Additional Security

## TO ATTACH A WOOD FORM BRACKET TO A STEEL FORM BOLT WOOD PIECES TO STEEL STIFFENER



VIBCO'S wood form brackets are especially popular for pour-on-the-job work for columns, walls, fireproofing, etc., where wooden forms are used and architectural surface finish is required. Costly touching up and patching work are virtually eliminated. The vise with a jaw-span of 6" attaches securely to any whaler or support beam. **NOTE:** for wood forms with steel supports – consult VIBCO.